


CsI(Tl)单点测试套件说明书:

FJ60035 SiPM



FJ60035 SiPM单点测试套件主要特性:

- SiPM型号及数量:ONSEMI FJ60035, 1片
- 输入电压: 30V, 推荐SiPM偏压28.5V-29.5V
- 输出模拟信号:1路模拟信号输出
- 输出信号连接器及信号极性:1.25x2pin插座, 正信号
- 电路尺寸:10mmX10mm
- 功耗:低于10mW
- 插头端用的是2pin, 1.25mm间距
- 黑色线是供电(28-30v), 红色线是信号

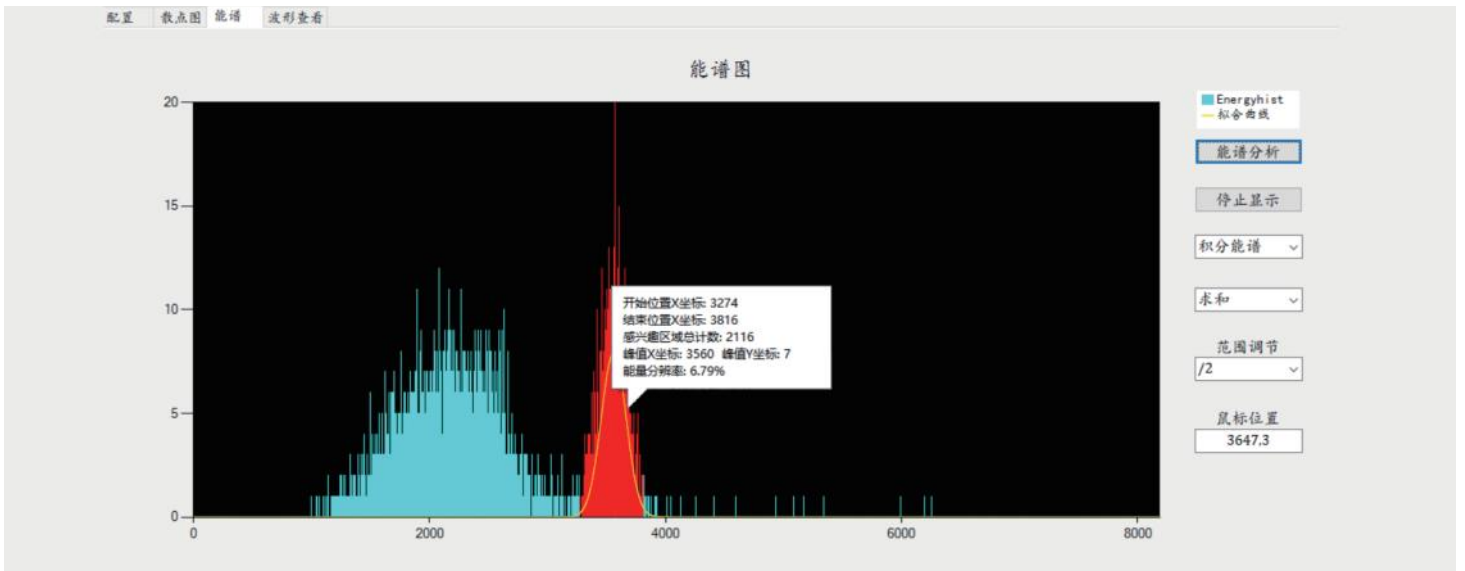

测试结果:

ECS-06060601

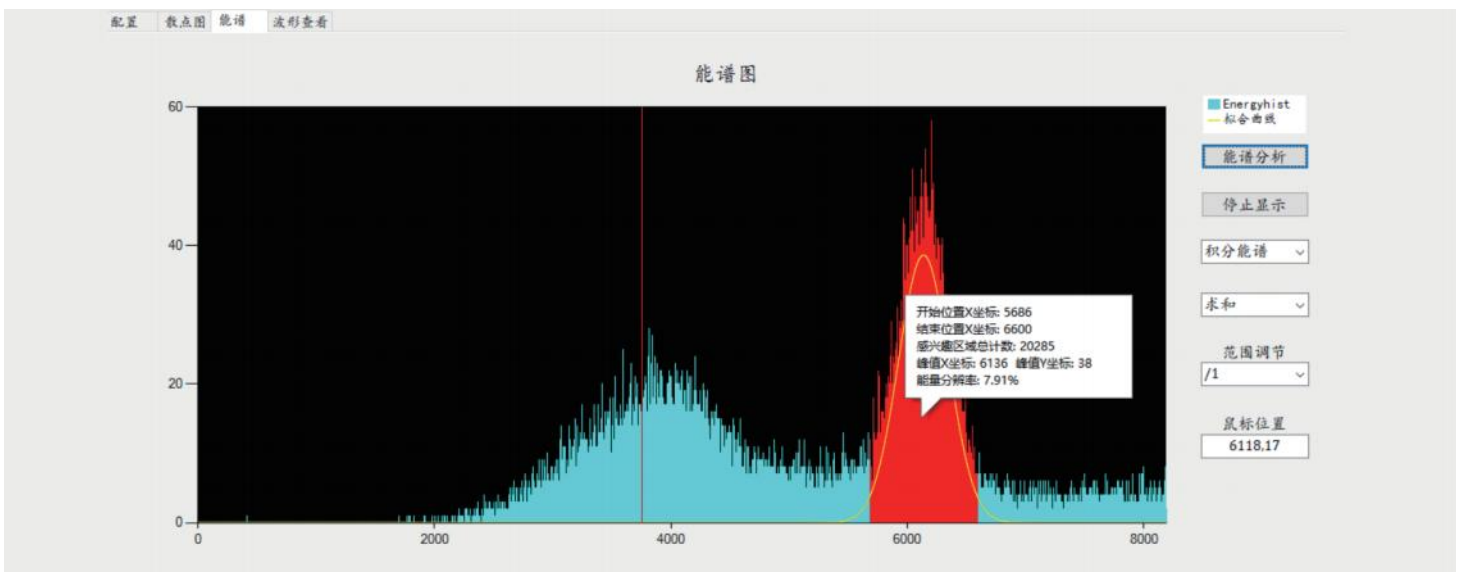
CsI(Tl)晶体尺寸:6x6x6mm

型号:ECS-06060601

使用J60035单点配合单点通道电子学,配合四路采集卡测试晶体与SiPM通过光导耦合,且贴有反光纸、侧面粘铝膜反射



Cs-137采集60s能谱(紧贴晶体)



Na-22采集100s能谱(紧贴晶体)